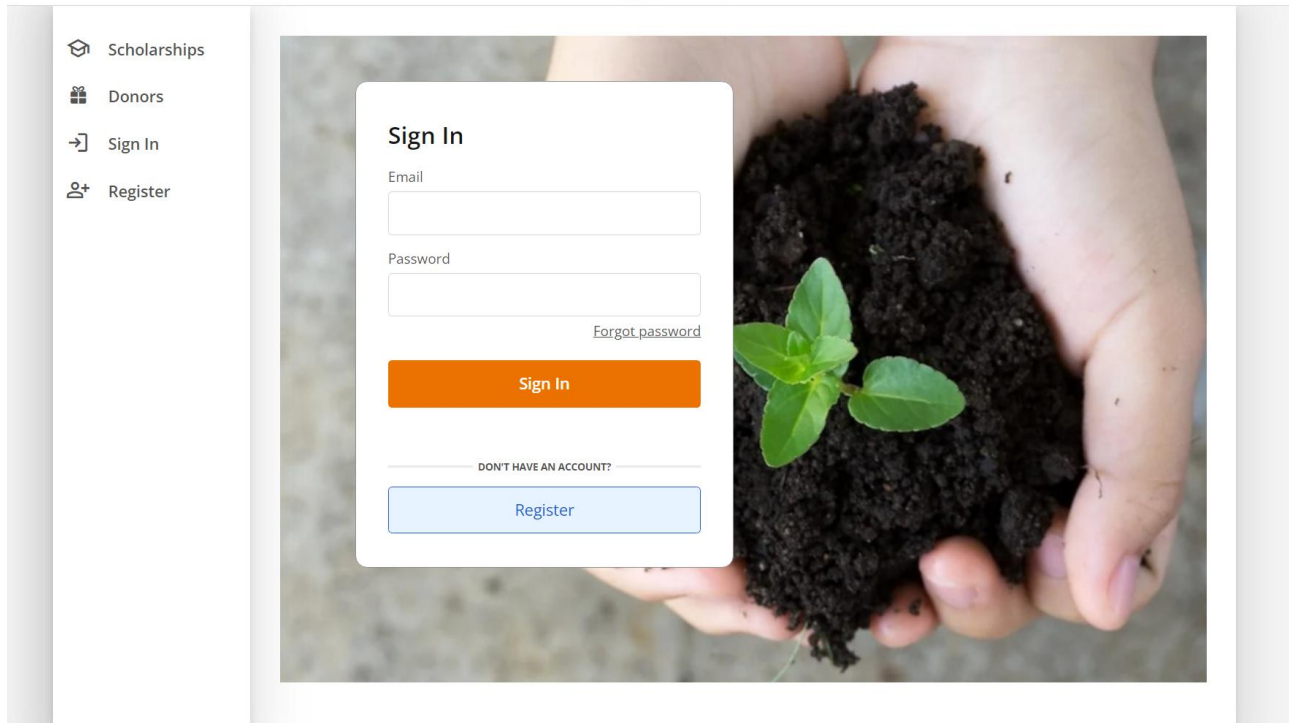
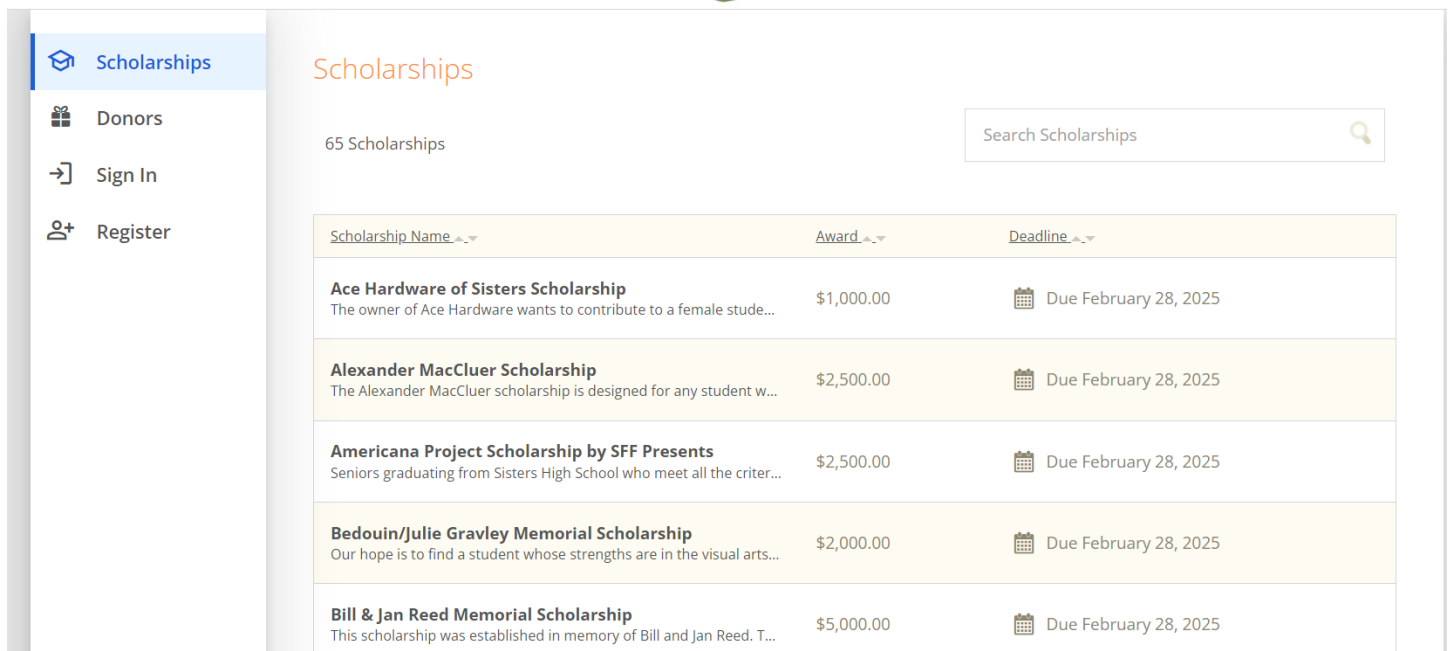


# How to Apply for Sisters GRO Scholarships 2025

<https://sistersgro.awardspring.com/>



Before ever logging in, you may view a list of all scholarships that are being offered through Sisters GRO this year. In the left menu bar Scholarships is a clickable button that will show you a list of all scholarships that are being offered.



Click into a scholarship to see additional information.

## Scholarships ▾ Ace Hardware of Sisters Scholarship

**Sign In** or **Register** to apply.

### Overview

The owner of Ace Hardware wants to contribute to a female student who wishes to broaden her scope of knowledge and better her future.

### Quick Facts

 Apply by Feb 29, 2024

### Qualifications

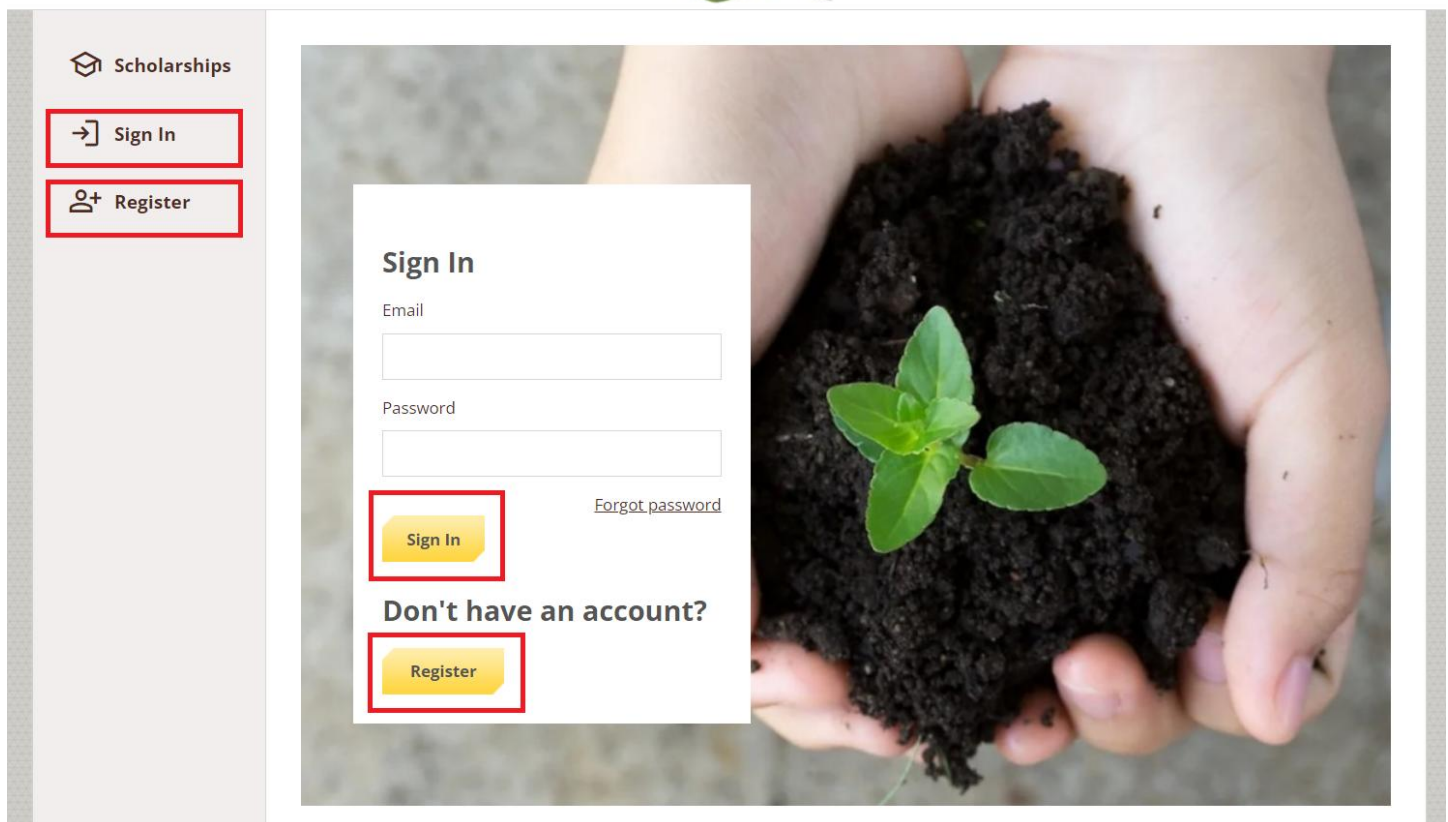
- ✓ Applicant must be a female.
- ✓ Applicant must have a 2.5-3.5 GPA.
- ✓ Applicant must demonstrate financial need.

Once you are ready to begin your application:

**Register:** You do not have an account. You will be directed to a registration page. Enter all the required information, click the agreement box, and click the Create Account button.

**\* Note:** *Please use a personal email address (gmail, icloud, etc.), not your [ssd6.org](mailto:ssd6.org) email to register. This will ensure that we can contact you after graduation to disburse your scholarship awards.*

**Sign In:** Choose this if you already have an account. Enter your email address and password and click the yellow Sign In button.

A screenshot of a web application interface. On the left is a vertical sidebar with a 'Scholarships' header and two buttons: 'Sign In' (with a right-pointing arrow icon) and 'Register' (with a person icon). The main content area features a background image of hands holding soil with a small green seedling. Overlaid on this is a white 'Sign In' form with fields for 'Email' and 'Password', a yellow 'Sign In' button, a 'Forgot password' link, and a 'Don't have an account?' section with a yellow 'Register' button. Red boxes highlight the 'Sign In' and 'Register' buttons in both the sidebar and the main form.



### Register

Already have an account? [Sign in](#)

Email

Phone

First Name

Last Name

Password

Confirm Password

[Create Account](#)



### Privacy and Use Policy

On this page you'll be agreeing to a few things in order to use the AwardSpring website:

- The [AwardSpring Privacy Policy](#)
- The [AwardSpring Terms of Use](#)

I agree to the AwardSpring Terms of Use and Privacy Policy.

[Accept Agreement](#) [Cancel](#)

After login/registration, you will be directed to your Dashboard. Important information about your application status and additional instructions will be displayed for you here.

Click the **Apply** button to begin filling out your application.

The screenshot shows a user interface for a scholarship application. On the left is a vertical menu with the following items: Dashboard, Scholarships, and Application. The 'Application' item is highlighted. The main content area is titled 'Welcome Regan!' and features a large green box with the text 'Complete Application' and 'Fill out your application to unlock opportunities.' Below this is a progress bar showing 'Progress: 0%' and a large 'APPLY' button. To the right, a section titled 'You have 1 item(s) to complete' contains a card for 'Application' with a due date of '2/29/2024' and a 'Complete' button.

There are several tabs that make up the entire general application. Complete all of them to submit your application. You will see *In Progress* on tabs that have been started or *Completed* on those that are finished. You cannot submit the application until all tabs show *Completed*.

The screenshot shows the 'Application for Regan Testing' form. On the left is a vertical menu with the following items: Dashboard, Scholarships, Donors, and Application. The 'Application' item is highlighted. The main content area is titled 'Application for Regan Testing' and features a list of tabs: 'Start Here' (Completed), 'General Information' (In Progress), 'Academic Information', 'Non-School Activities', 'Qualifications', and 'Financial Information'. A red box highlights the 'General Information' tab, and a red arrow points to it. The form fields include: 'Personal email address (not ssd6.org)' with the value 'regan@test.com' and a '0 word(s) left' indicator; 'Phone Number' with the value '(541) 555-1234'; and 'Gender' with radio buttons for 'Female', 'Male', 'Other', and 'Prefer Not to Identify'. At the bottom, there is a 'PUBLICITY RELEASE' statement.

Some scholarships will consider or require financial need as a qualification. To determine this, we ask you to please enter your Student Aid Index (SAI) from the first page of your FAFSA Submission Summary.



and upload JUST the first page showing your name and SAI of your Free Application for Federal Student Aid (FAFSA) Submission Summary that should look something like this:

**FAFSA**<sup>®</sup> FORM  
2024–25

## FAFSA Submission Summary



### Check Back for Corrections

We expect that online corrections will be available in the coming weeks. In the meantime, you can review your responses and see your eligibility information.

Viewing: Submission 1

Student Your Name Here

Application Received

Jan. 13, 2024

*If you have extenuating circumstances and cannot provide an SAI, please contact us at [info@sistersgro.org](mailto:info@sistersgro.org) during the application window to explain.*

Completing all tabs of the general application will enable the **Submit Application** button in the lower right corner. Click it to submit your application.

The screenshot shows a multi-step application form. On the left, a sidebar contains six tabs: 'Start Here', 'General Information', 'Academic Information', 'Non-School Activities', 'Qualifications', and 'Financial Information'. The first five tabs are marked as 'Completed' and are enclosed in a red rectangular box. The 'Financial Information' tab is currently active. The main content area contains a question about providing FAFSA information, radio buttons for 'Yes' and 'No', a file upload section with an 'Upload New File' button, and a text input field for the Student Aid Index (SAI) containing the value '10524'. At the bottom, a dark navigation bar features three buttons: 'Previous Step', 'Next Step', and 'Submit Application'. The 'Submit Application' button is highlighted with a red rectangular box.

You will be directed to your Dashboard.

The dashboard for user 'Regan' features a left-hand menu with 'Dashboard', 'Scholarships', and 'Application' options. The main content area is titled 'Welcome Regan!' and includes a green notification box stating 'Application submitted' with a clipboard icon. To the right, a section titled 'You have 39 item(s) to complete' lists two items: 'Follow-up Ace Hardware of Sisters Scholarship' and 'Follow-up Bill & Jan Reed Memorial Scholarship'. Each item has a 'Complete' button next to it.

Click the **Scholarships** tab to see your status for all scholarships – Applied, Not Qualified or Complete Follow-Up.

- Applied – applications for these scholarships are complete
- Not Qualified – your general application answers prohibit you from qualifying (perhaps GPA, area of interest, type of institution.) Click the **Application** tab if you need to make any corrections to the qualifying questions.
- Complete Follow-Up – Scholarship requires further information (essay question, recommendation, etc.) to complete application

Scholarship Name	Award	Deadline	Status
<b>Ace Hardware of Sisters Scholarship</b> The owner of Ace Hardware wants to contribute ...	N/A	Due Feb 29, 2024	Complete Follow-Up
<b>Americana Project Scholarship by Sist...</b> Graduating seniors who have participated in Am...	N/A	Due Feb 29, 2024	Not Qualified
<b>Bedouin/Julie Gravley Memorial Schol...</b> Our hope is to find a student that strengths are l...	N/A	Due Feb 29, 2024	Applied
<b>BestMed Health Professionals Scholar...</b> This scholarship has been established by health ...	N/A	Due Feb 29, 2024	Not Qualified

Click **Complete Follow-up** to get to the next step or **Dashboard** to return to your Dashboard to view additional information or take further action.

gro

reganaroberts@gmail.com

MENU

- Dashboard
- Scholarships
- Application

Welcome Regan!

Application submitted

Explore the task section to the right to unlock more opportunities.

You have 27 item(s) to complete

- Follow-up Ace Hardware of Sisters Scholarship  
You are eligible to apply but have some work to complete by 2/29/2024 **Complete**
- Follow-up Bi-Mart Scholarship  
You are eligible to apply but have some work to complete by 2/29/2024 **Complete**
- Follow-up Black Butte Ranch Scholarship  
You are eligible to apply but have some work to complete by 2/29/2024 **Complete**


You may be eligible for additional scholarships that require additional information. The Dashboard will prompt you to provide this. In this example, the applicant qualifies for the Ace Hardware of Sisters Scholarship, but additional follow-up information is required to apply. The applicant needs to click the Complete button to provide the required responses and/or documentation.

In this example, the applicant needs to answer two essay questions. Please note the special instructions for questions with a \*:

### Overview

The owner of Ace Hardware wants to contribute to a female student who wishes to broaden her scope of knowledge and better her future.

### Quick Facts


 Apply by Feb 29, 2024

### Qualifications

- ✓ Applicant must be a female.
- ✓ Applicant must have a 2.5-3.5 GPA.
- ✓ Applicant must demonstrate financial need.




## Apply for this Scholarship


This application asks you to answer one or more questions shared across multiple scholarships. **Shared questions are noted with an asterisk (\*)**. You are only required to answer it once and that answer will automatically be updated on each scholarship application.






 \*Discuss one of your significant challenges or accomplishments and its value to your life.

250 word(s) left

**B** *I* U   

 \*Reflect on a specific instance where you have contributed to the well-being of your family, fellow students, or the greater Sisters community. You should touch on how you got involved, the ways your actions positively affected others and how you believe these efforts enhanced the quality of life within your community.

250 word(s) left

**B** *I* U   



You may see embedded external request forms that request information from a third party (i.e. a letter of recommendation from a teacher). This tool allows you to send a request via email. Complete the required information and click the **Send Request** button. The third party will receive an email request and provide the requested information directly to AwardSpring.

The request will sit in a pending state until it is completed by the third party. If these won't be able to be completed before the deadline (1 week after the application closes) you may send a new request. Be sure to check back!

Please use the form below to request a letter of recommendation from a **Sisters School District Faculty Member**.

Recipient First Name

Recipient Last Name

Recipient Email

Message to Recipient

**B** *I* U

I am applying for scholarships through Sisters Graduate Resource Organization. These scholarships require a letter of recommendation which will be used to review and score my application. Thank you in advance for your assistance.

Please use the form below to request a letter of recommendation from a **Sisters School District Faculty Member**.

Requested on Jan 28, 2025  
**TeacherFirstName TeacherLastName**  
regan.roberts@ssd6.org  
Status: Pending ←

Please use the form below to request a letter of recommendation from a **Sisters School District Faculty Member**.

Requested on Jan 28, 2025  
**TeacherFirstName TeacherLastName**  
regan.roberts@ssd6.org  
Status: Completed ←

Submitted on: Jan 28, 2025

After completing all follow-up items for the scholarship, click the **Submit Application** button to submit your application. Proceed through all Follow-Up items for all scholarships listed.

✓ Great! You have answered all required questions. Now click the Submit Application button.

If you complete all follow-up items for all scholarships, you will see the following screen.

The screenshot shows a web dashboard interface. On the left is a vertical menu with the heading 'MENU' and three items: 'Dashboard' (highlighted with a blue bar), 'Scholarships', and 'Application'. The main content area is titled 'Welcome Regan!' and features a green callout box with the text 'Application submitted' and 'Stay tuned for updates!' accompanied by a clipboard icon with a checkmark. To the right of this box, the text 'Thank you! Nothing left to complete' is displayed above a horizontal line.

Congratulations! You are essentially complete. The only potential follow up would be to check that your recommendations have been submitted (moved from pending to complete as shown above.) You can only make changes or updates to this during the application window so be sure to follow up with your recommenders and confirm they will complete their part.

In April, you will receive an invitation for you and your family to the Senior Celebration, scheduled in May, where Sisters GRO announces the scholarship award winners.

Contact us at [info@sistersgro.org](mailto:info@sistersgro.org) at any time with questions.